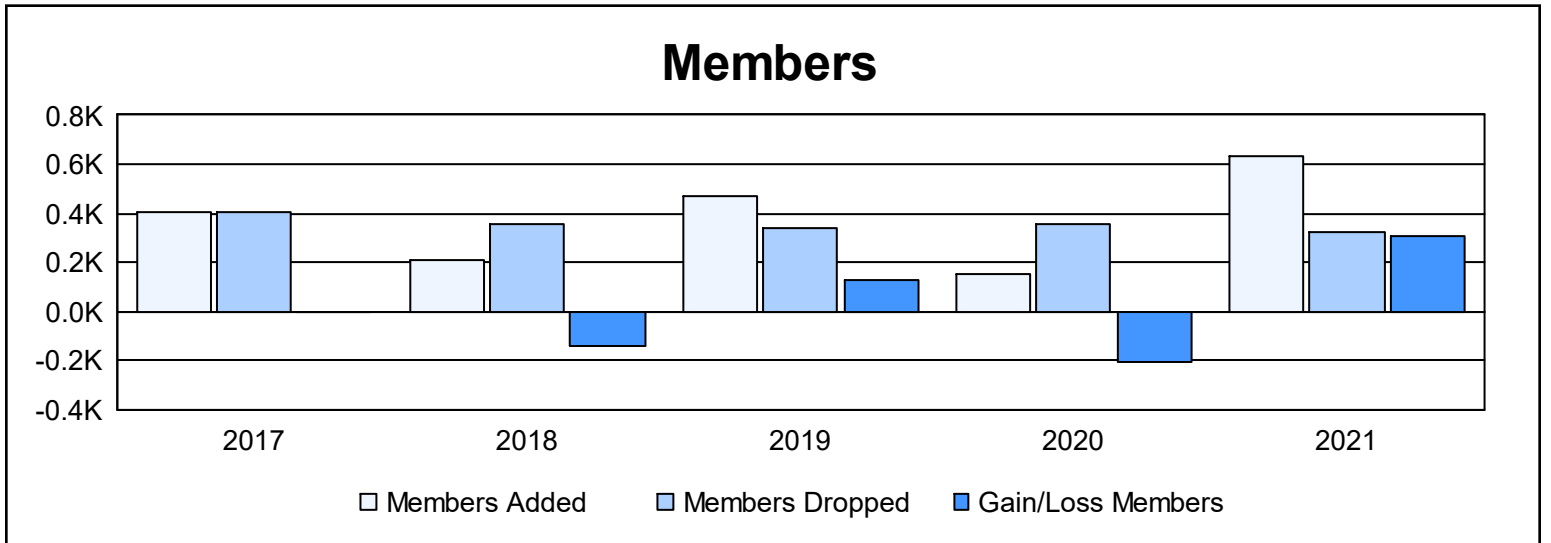
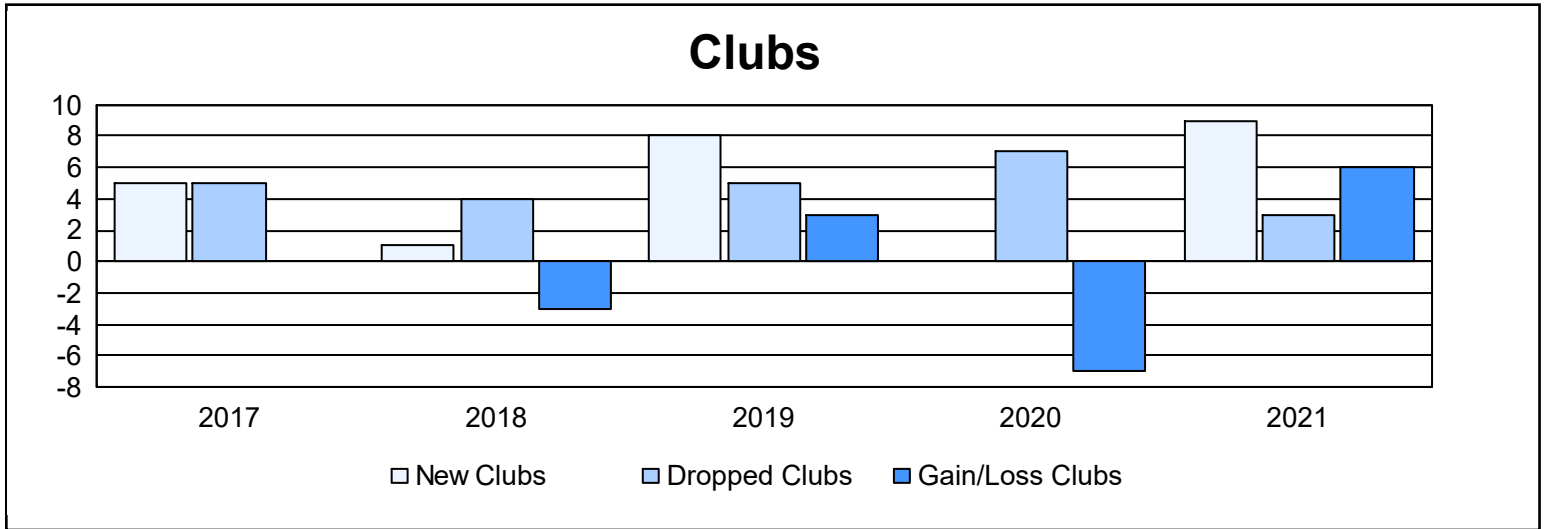
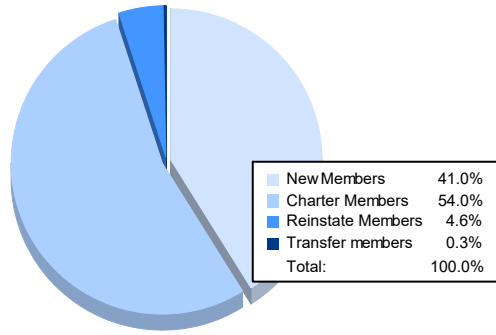


Year	New Clubs	Dropped Clubs	Gain/ Loss Clubs	New Members	Charter Members	Reinstate Members	Transfer Members	Total Member Added	Total Members Dropped	Gain/ Loss Members
2016-2017	5	5	0	247	146	7	6	406	405	1
2017-2018	1	4	-3	163	27	19	4	213	355	-142
2018-2019	8	5	3	224	222	19	4	469	341	128
2019-2020	0	7	-7	105	17	25	3	150	359	-209
2020-2021	9	3	6	259	341	29	2	631	326	305
<b>Average</b>	<b>5</b>	<b>5</b>	<b>0</b>	<b>200</b>	<b>151</b>	<b>20</b>	<b>4</b>	<b>374</b>	<b>357</b>	<b>17</b>



### Membership Composition June 2021 Cumulative



### Gender Composition June 2021 Cumulative

